

C.H. BERRES


Estate Riesling

2011

This Riesling is sourced primarily from old vines in Wehlener Klosterberg, a superb south facing slope cleared and planted by Carl Hubert Berres in the 1930s. Selected grapes from low-yielding sites in Erden and Kinheim are included, resulting in a complex and intensely-flavored wine.

Bonafide
WINE ESTATES

WWW.BONAFIDEWINE.COM



C.H. BERRES


Estate Riesling

2011

This Riesling is sourced primarily from old vines in Wehlener Klosterberg, a superb south facing slope cleared and planted by Carl Hubert Berres in the 1930s. Selected grapes from low-yielding sites in Erden and Kinheim are included, resulting in a complex and intensely-flavored wine.

Bonafide
WINE ESTATES

WWW.BONAFIDEWINE.COM



C.H. BERRES


Estate Riesling

2011

This Riesling is sourced primarily from old vines in Wehlener Klosterberg, a superb south facing slope cleared and planted by Carl Hubert Berres in the 1930s. Selected grapes from low-yielding sites in Erden and Kinheim are included, resulting in a complex and intensely-flavored wine.

Bonafide
WINE ESTATES

WWW.BONAFIDEWINE.COM



C.H. BERRES


Estate Riesling

2011

This Riesling is sourced primarily from old vines in Wehlener Klosterberg, a superb south facing slope cleared and planted by Carl Hubert Berres in the 1930s. Selected grapes from low-yielding sites in Erden and Kinheim are included, resulting in a complex and intensely-flavored wine.

Bonafide
WINE ESTATES

WWW.BONAFIDEWINE.COM



C.H. BERRES


Estate Riesling

2011

This Riesling is sourced primarily from old vines in Wehlener Klosterberg, a superb south facing slope cleared and planted by Carl Hubert Berres in the 1930s. Selected grapes from low-yielding sites in Erden and Kinheim are included, resulting in a complex and intensely-flavored wine.

Bonafide
WINE ESTATES

WWW.BONAFIDEWINE.COM



C.H. BERRES

Estate Riesling

2011

This Riesling is sourced primarily from old vines in Wehlener Klosterberg, a superb south facing slope cleared and planted by Carl Hubert Berres in the 1930s. Selected grapes from low-yielding sites in Erden and Kinheim are included, resulting in a complex and intensely-flavored wine.

Bonafide
WINE ESTATES

WWW.BONAFIDEWINE.COM